

Catalog Number: IR236-890

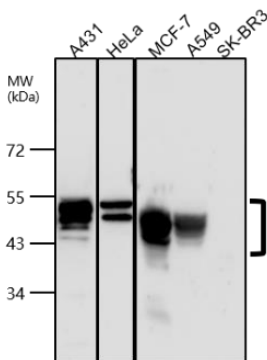
Anti-Cytokeratin 18/19 antibody

Package size: 25, 100 μ l
Store at: 20°C
MW (kDa): 43-55

Overview

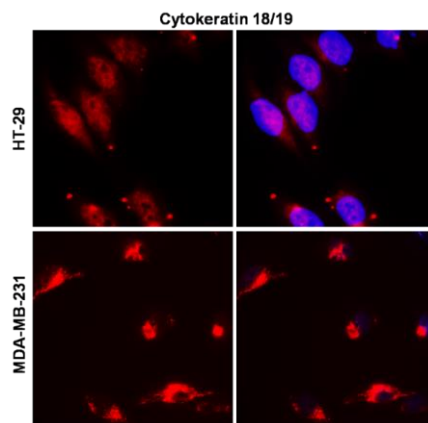
Product Name	Cytokeratin 18/19 antibody
Product Number	IR236-890
Gene Description	keratin 18, type I
Clonality	Polyclonal
Host	Rabbit
Species Reactivity	Human
Recommended Applications Dilutions	Western Blot 1:1000 – 1:2000 Immunofluorescence 1:200 – 1:500 Immunohistochemistry (Paraffin) 1:100 – 1:300
Storage Buffer	100mM Tris Glycine, 20% Glycerol (pH7). 0.025% ProClin 300 was added as a preservative
Concentration	1.77 mg/ml
Purity	Affinity column purified
Storage	Store at +4°C for short term storage. Long time storage is recommended at -20°C
Notes	Gently mix before use. Optimal concentrations and conditions for each application should be determined by the user.

IR236-890 anti-Cytokeratin 18/19 antibody WB image



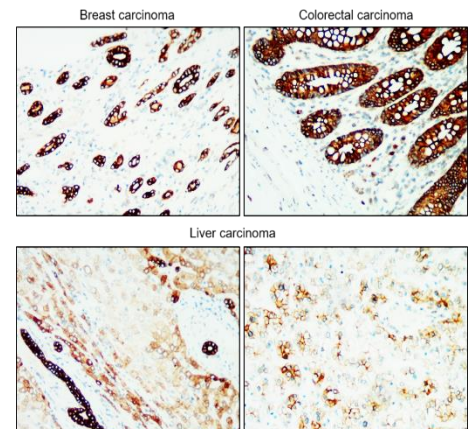
Anti-Cytokeratin 18/19 antibody - at 1/2000 dilution. Lysates at 30 μ g per lane. This blot was produced using a 10% SDS-PAGE. Nitrocellulose membrane was then blocked an hour before being incubated with IR236-890 overnight at 4°C.

IR236-890 anti-Cytokeratin 18/19 antibody ICC/IF image



Cells were fixed with 4% PFA for 10 min at RT, permeabilized with 0.1% NP-40 for 10 min at RT then blocked with 5% BSA for 30 min at RT. Cells were stained with IR236-890 anti- Cytokeratin 18/19 antibody (red) at 1:150 and 4°C.

IR236-890 anti-Cytokeratin 18/19 antibody IHC image



Immunohistochemical analysis of paraffin embedded Human cancer tissue labeling Cytokeratin 18/19 with IR236-890 at 1/200.

