



## Anti-V5 Tag Mouse Monoclonal Antibody (11D5)

Cat #: ABT2170

Size: 50µl/200µl/200µl×5

### Product Information

	<b>Product Name:</b> Anti-V5 Tag Mouse Monoclonal Antibody (11D5)		
	<b>Applications:</b> WB, IF, IP		<b>Isotype:</b> Mouse IgG
	<b>Reactivity:</b> All Species Expected		
<b>REF</b>	<b>Catalog Number:</b> ABT2170	<b>LOT</b>	<b>Lot Number:</b> Refer to product label
	<b>Formulation:</b> Liquid		<b>Concentration:</b> 1 mg/ml
	<b>Storage:</b> Store at -20°C. Avoid repeated freeze / thaw cycles.		<b>Note:</b> Contain sodium azide.

**Background:** The V5 epitope tag is derived from a small epitope (Pk) present on the P and V proteins of the paramyxovirus of simian virus 5 (SV5). The V5 tag antibody can be helpful in detecting the recombinant proteins, some of which include transmembrane and secreted proteins fusion protein. This V5-tag antibody is prepared by immunizing synthetic peptide GKPIPPLLGLDST coupled to KLH.

**Application Notes:** Optimal working dilutions should be determined experimentally by the investigator. Suggested starting dilutions are as follows: WB (1:5000), IF (1:1000), IP (1:200).

**Storage Buffer:** Liquid in PBS, pH 7.4, containing 0.02% Sodium Azide as preservative and 50% Glycerol.

**Storage Instructions:** Stable for one year at -20°C from date of shipment. For maximum recovery of product, centrifuge the original vial after thawing and prior to removing the cap. Aliquot to avoid repeated freezing and thawing.

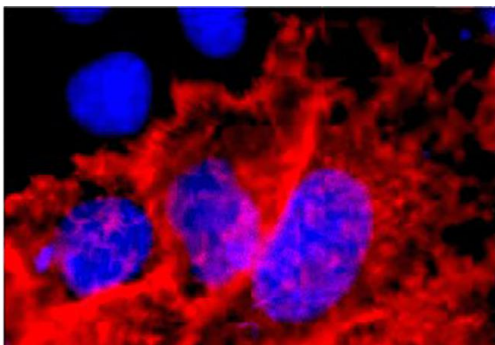


Fig.1. Immunofluorescence staining (1:1000) of V5 tag fusion protein in 293 cells with red and counterstained with DAPI.



Fig.2. Western blot analysis of 1ug V5 fusion protein with Anti-V5 mouse monoclonal antibody in 1:5000 (lane A) and 1:10000 (lane B) dilutions.

**Note:** The product listed herein is for research use only and is not intended for use in human or clinical diagnosis. Suggested applications of our products are not recommendations to use our products in violation of any patent or as a license. We cannot be responsible for patent infringements or other violations that may occur with the use of this product.